

The Libby app is compatible with:

Android (5.0+) smartphones & tablets

Apple iPads & iPhones (iOS 10+)

Kindle Fire tablets (2020 and later)

App not compatible with your device?
Use it in your browser at libbyapp.com

Don't have a smartphone or tablet?

Library eBooks are also available for your:

- Kindle eReader
- Nook or other black & white eReader
- Computer or Laptop

Download our detailed guides for all devices!

browncountylibrary.org/digital

Need more help?

Call or visit your favorite library location for personalized help.

Central Library	(920) 448-5824
Ashwaubenon Branch	(920) 492-4913
Bookmobile	(920) 448-5814
Denmark Branch	(920) 863-6613
East Branch	(920) 391-4600
Kress Family Branch	(920) 448-4407
Pulaski Branch	(920) 822-3220
Southwest Branch	(920) 492-4910
Weyers-Hilliard Branch	(920) 448-4405
Wrightstown Branch	(920) 532-4011

Frequently Asked Questions

How many titles can I check out?

You may have up to 10 eBooks or digital audiobooks checked out. Magazine checkouts do not count toward your 10 item limit.

Do I have to make sure to return the titles that I have checked out?

Digital titles are automatically returned at the end of the loan period. You do not have to remember to return them yourself, but you can return them early if you like. *You will never have an overdue fee for digital library materials!*

Can I use Libby on multiple devices?

Yes! Log in to the Libby app with the same library card number on each device. Your spot in each book, bookmarks, and notes are kept in sync across your devices.

Can Libby send books to my Kindle?

Yes! If you always read on your Kindle, you can make Kindle your preferred reading device in Libby. To do so, tap on the menu button (the three lines at the bottom of the screen) then, Settings, Read Books With... and choose Kindle.

How do magazines work?

Wisconsin's Digital Library has over 3,000 magazines to choose from. Magazines are instantly available (so no waiting for holds!) and up to 3 years of back issues may be available (varies by title).

Find out more:

help.libbyapp.com

wplc.overdrive.com

browncountylibrary.org/digital




libby
by OverDrive®

**Download Library
eBooks, Audiobooks
& Magazines**

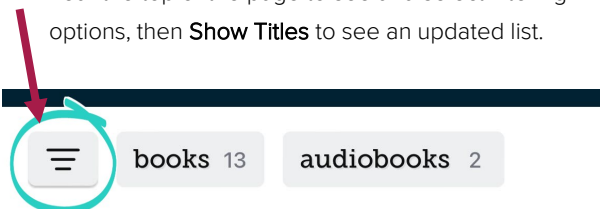


INSTALL THE APP

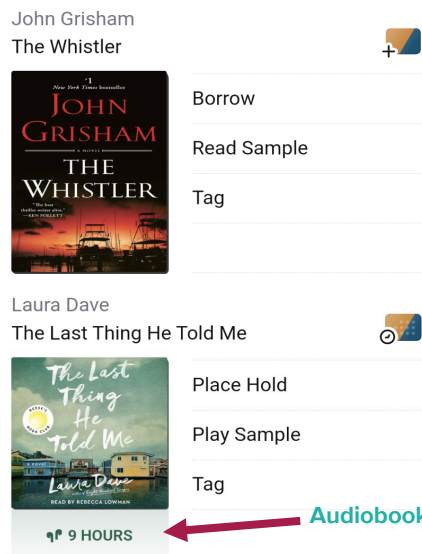
1. On your device, go to the app store (such as the Apple App Store or Google Play Store) and search for **Libby**. Install the free Libby app. 
2. When you open the app for the first time, follow the prompts. You will then need to find your library. The app will use your location, or you can search by library name or zip code. Select **Wisconsin Public Library Consortium**.
3. Choose **Brown County Library (NFLS)** from the list and enter your library card number and PIN (usually the last four digits of your phone number) - call the library at 448-4400 if you need assistance logging in.

BROWSE FOR EBOOKS, AUDIOBOOKS & MAGAZINES

1. Find and search for items using several methods:
 - Tap the library building image in the lower left menu to **browse** for popular titles or to choose a subject or genre to narrow your choices.
 - Tap the magnifying glass in the lower left to **search** by entering a title, author or keyword.
2. When browsing or sorting through search results, you can refine your search. For example, you can change the availability to only see items that are currently available for checkout or sort results by format, popularity or release date. Tap on **Menu** (three lines) near the top of the page to see and select filtering options, then **Show Titles** to see an updated list.

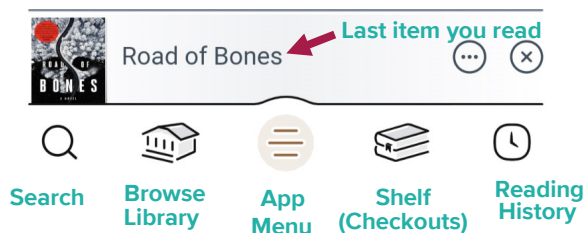


3. Note that items that are available for checkout will say **Borrow** by the title. If no copies are currently available, tap **Place a Hold**. Tap the book cover to find out more about a book. Audiobooks will have earbuds underneath the cover.



4. Tap **Borrow** to check out a book. Note the lending period - tap on **7 Days** to change your lending period (7, 14 or 21 days). Libby will remember the last lending period that you used and use it next time by default.
5. Tap the **Borrow** button again to complete the checkout. You can open the book immediately, keep browsing for titles or go to your checkout **Shelf**. Tap **Open Book** to begin reading or listening (audiobooks may take a few minutes to finish downloading). **Enjoy!**

App Navigation (bottom of screen):



ADDITIONAL TIPS & TRICKS

Reading or Listening to Books: When reading an eBook, tap the center of the screen to open the Reader options. A progress bar will appear at the bottom of the screen. Use the Reader Menu button in the upper right to search text within the book, view your bookmarks or adjust your reading settings (such as font size and style). Tap the center of the screen again to hide the options. For audiobooks, the menu will always appear in the upper right.



Renewing Books: Titles without a waitlist are renewable starting three days before the end of your loan. In the Shelf, tap **Manage Loan** next to the book that you would like to renew. A menu with additional options and information will open - tap on **Renew Loan**. If you do not see the Renew Loan option, but instead see the phrase Place a Hold, there is currently a waitlist for the title and you may join the waitlist instead of renewing.

Returning Books Early: Books are automatically returned on their expiration date and *no overdue fees can accrue on digital materials*. If you would like to return a book early, tap on **Shelf**, then **Manage Loan** next to the book that you want to return. A menu with additional options will open - select **Return Early**, confirm by tapping **Return**.

Retrieving Holds: Libby will notify you on your device when a hold is ready. You have three days to open the app, go "Holds" on your Shelf and check out the hold. Choose Deliver Later if you'd like to read the book later.

Adjust Your App Settings: Adjust your Libby app settings by tapping on the **App Menu** (three lines at bottom of screen), then **Settings**. Here you can adjust hold notifications, download and device preferences and more.